



Features

- Good color rendering (80+ CRI)
- 3000K color temperature
- 155 lumens per foot performance
- Consumes up to 2.93 watts per foot
- Dimmable with ELV dimmers
- Cuttable every 1.97"
- 16.4 foot max run
- (IP54) unjacketed
- 50,000 hours rated life

Available CCT



3000K

Control Options

- Trulux Single Color Controls
 - Requires Adaptive Driver + Trulux Receiver
- Primary Side Dimming
 - Requires Standard Dimmer + Adaptive Driver

Listing / Ratings

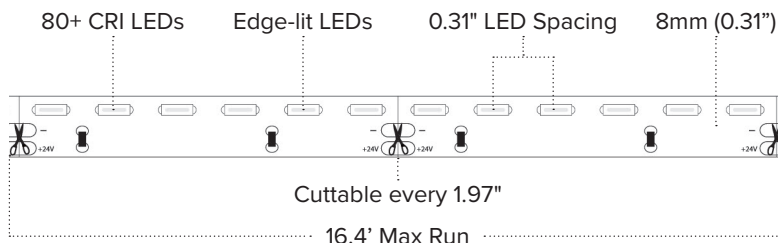


TRULUX™ Edge Lit - 24V

The Edge-lit series is a great grazing tool, whether it be for columns, back bars, reception areas or niches. Cast warm white light onto surfaces, bending around obstacles and corners easily and seamlessly thanks in part to its extremely low profile making for a great solution to installs with limited back lighting space.

Technical Information

Series	STEL
Input Voltage	24V
CCT	3000K
CRI	80+
Wattage	Up to 2.93W per ft
Lumens	155Lm per ft
Max Run	16.4 feet
Cuttable	Every 1.97"
IP Rating	IP54 (unjacketed)
Dimmable	5-100%
Rating	cULus Listed
Rated Life	50,000 hrs



3000K
Warm White
2.93W per ft / 155Lm per ft

16.4ft Reels



STEL-WW (16.4ft)

STEL (IP54) 16.4ft Reels include: Attached 3ft lead wires / Attached 3ft tail wires


Building a Single Color Trulux System?

See pages (62-63) for compatible single color Trulux controllers

Trulux Single Color Control



Single Zone Push Dial
Wireless RF Wall Controller
SRF-BATT

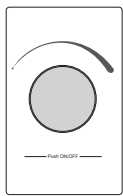


4 Zone Touch Slide
RF Wall Controller
SRF-4Z-3P



Trulux RF Receiver
(Required for Trulux Controllers)
REC-5A-4Z

Trulux Controller Set-up



Push Dial Controller
(Single zone)



Adaptive LED Driver
(30W / 60W / 96W / 192W / 288W)

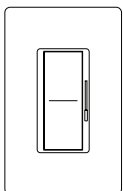


Trulux RF Receiver
(Required per zone)



Trulux Tape Light

Primary Side Dimming Set-up



Standard Dimmer



Adaptive LED Driver
(30W / 60W / 96W / 192W / 288W)



Trulux Tape Light